



Sylvie Fodor (s.fodor@ceplic.org), 29.06.2022

Congress 2019

Congress 2020 - 2022

CEPIC CONGRESSES

Congress participation in 2019 and in 2022

.Global figures (CEPIC + PIXDAY + Legal Workshop)

- 451 participants
- 262 companies
- 75 booked tables

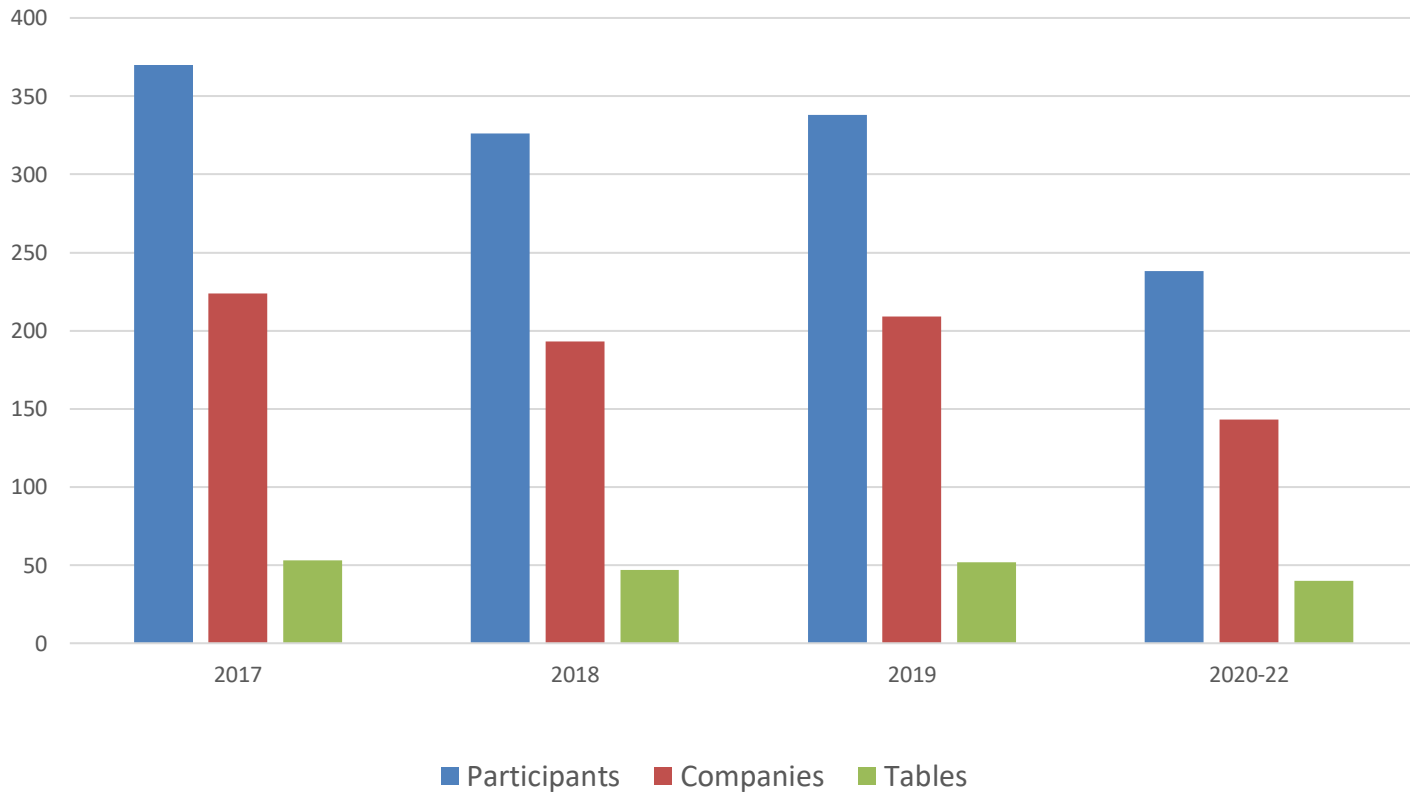
• Congress figures (Only CEPIC registrations)

- 338 participants
- 209 companies
- 52 booked tables

• Congress 2020 – 2022 figures (Only CEPIC registrations)

- 238 participants
- 143 companies
- 40 booked tables

Evolution of Congress Participation



Congress revenue

Participants, tables, business rooms, IPTC, all events, sponsors & partners

	2017 Berlin	2018 Berlin	2019 Paris	2020- 2022 Palma de Mallorca
2020				99.851
JAN 2022	17 794	26 505	12 070	14.770
FEBRUARY 2022	119 020	67 654	93 664	21.645
MARCH 2022	66 500	52 618	60 457	24.210
APRIL 2022	32 580	61 619	52 641	27.144
MAI 2022	32 150	59 500	53 122	40.528
JUNE 2022	16 312		6 435	-11.301
TOTAL	284 325	267 896	273 658	243.847

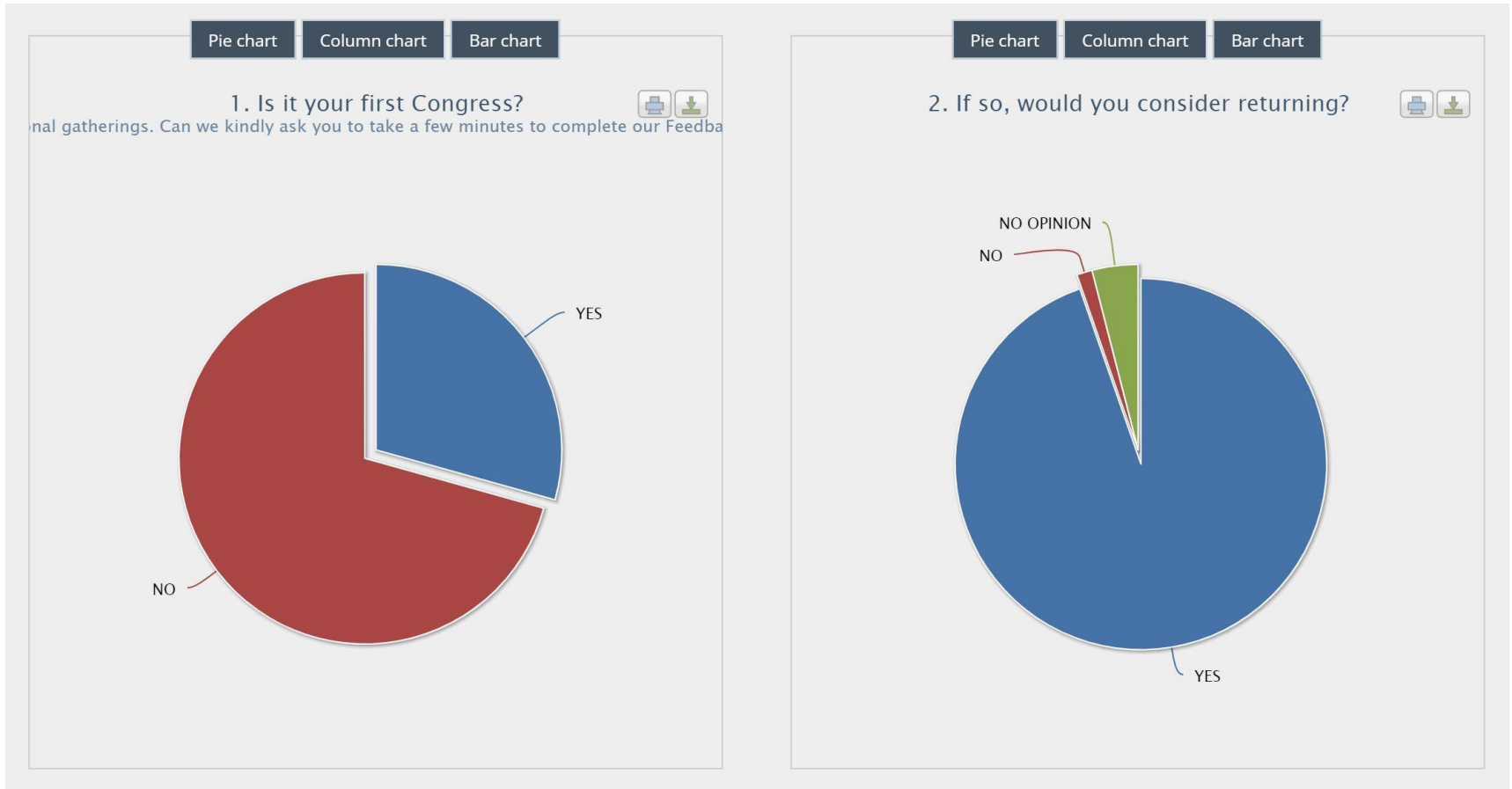
SPONSORS

	2018 Berlin	2019 Paris	2020- 2022 Palma de Mallorca
TOTAL	53 K €	53 K €	87 K €

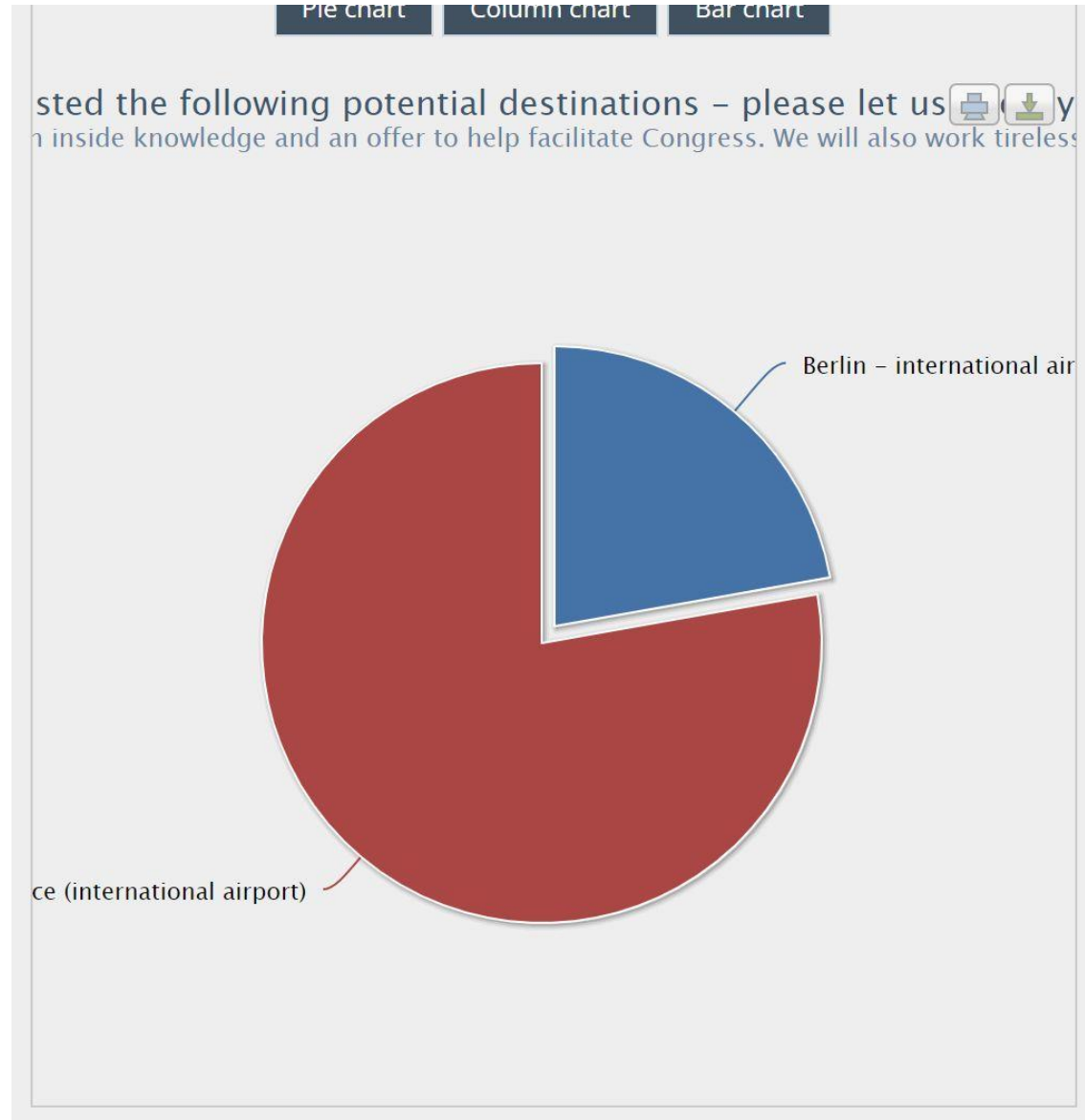
What with CEPIC Congress? Result of the Survey

NEXT CEPIC CONGRESS

Result of Survey



Result of Survey





Sylvie Fodor (s.fodor@ceplic.org), CEPIC, 17 June2020